

PHOTO REPORT






MP-OPN-06, Rev No:A

Messr.







Job No. : 3383






Date : 24/10/2018

Location : Singapore IPL

No.	Description	Pg1
Subject : Crane no.3 Foot Jib Bearing Renewal works		
		
		<p>↖ ↗ Secure the crane hook ← ↓ Constructed hanging staging at crane deck</p>
		

No.	Description	Pg2
		
<p>↖ Fabricated frame and uplifted wire ropes to loosen roller sheaves. ↓ Removed lock bolts and welded nuts at shaft pin in position.</p>		
		

No.	Description	Pg3
		
<p>↓ Fit up hydraulic tools in position, applies heatan mount housing and commenced jacking of shaft pin</p>		
		
		

No.	Description	Pg4
		
	<p>↖ ↗ During attempts of shaft pin extraction, weldment nuts cracked, threaded of nuts worn off, shaft pin still not removed.</p> <p>↙ ↘ During 2nd attempts of shaft pin extraction with 60ton Shaft pin still moved by 5 mm and studs got bent.</p>	
		

No.	Description	Pg5
-----	-------------	-----






↑ Highlighted vessel CE about first bearing cut and struck in slot and vessel allow to proceed to cut the sheave of damaged first bearing ↓



No.	Description	Pg6
		
		
<p style="text-align: center;">↑ Lifted and removed roller bearing one by one and renew the bearing ↓ ↑ Roller housing was cleaned, greased and to carry out fitting of new bearing supplied by vessel ↓</p>		
		

No.	Description	Pg7
		
	<p>↑ Reassembled vessel supplied with new roller sheave ↓ ↑ Shaft pin & reinsert shaft pin back in place ↓</p>	
		

No.	Description
	
	<p>↑ Upon completion of works Chief Engineer Inspected during function test. ↓</p>
