





## PHOTO REPORT

Messr.

Job No. : 2538  
Attendance : 30th Dec 2015

No.	Description	Pg1
<b><u>Subject / Workscope Replacement of Sheave Bearing for Deck Crane No.4 Jib Head Assembly</u></b>		
		
	Constructed staging in place	End roller sheave found misaligned with big gap
		
	Commenced dismantling works	Removing supply line fittings.

No.	Description	Pg2
-----	-------------	-----



Fabricated lifting frame in situ & installed on top side of crane jib head





No.	Description	Pg3
-----	-------------	-----



Attempted several times to extract intermediate pin, not successful.



Mobilized additional set of hydraulic jack tools from shore workshop to vessel.




No.	Description	Pg4
-----	-------------	-----



Re-attempt pin extraction



Pin extracted 50%



Work stopped due to rains



Extracted pin found in good condition



No.	Description	Pg5
		
		
		



No.	Description	Pg6
-----	-------------	-----



Existing extracted bearing found damaged



Existing collar plate found worn off



Old bearing serial number




New bearing serial number



No.	Description	Pg7
		
Removed other sheaves	Inspected by C/E	Surfaces preparation
	<p style="text-align: center;"><b>NEW BEARING</b></p>	
		
Installed new bearing	New collar plates	Re-inserted sheaves lock pin



No.	Description	Pg8
-----	-------------	-----



Re-assembled all roller sheaves back in position



THANK YOU : )