





Subject : Partial Replacement of Anchor Chain parts



Offloading of anchor chain & parts from truck and transfer onto work barge and layout of anchor chain.




Hoist down Stbdside anchor and chain onto work barge

Cut off existing swivel piece connection





Fitting kenter shackle and apply lead to cover both pin hole.



Anchor+ Anchor shackle+ Swivel+ End link+ Enlarged link+ common links



Stdb Side :



Port Side:

